

# **Azion Corporation Investor Conference**

**2025.12.04**

# Disclaimer

*This document is provided by Azion Corporation.*

*We have made forward-looking statements in the presentation. Our forward-looking statements contain information regarding, among other things, our financial conditions, future expansion plans and business strategies. We have based these forward-looking statements on our current expectations and projections about future events. Although we believe that these expectations and projections are reasonable, such forward-looking statements are inherently subject to risks, uncertainties, and assumptions about us.*

*We undertake no obligation to publicly update or revise any forward-looking statements whether as a result of new information, future events or otherwise. In light of these risks, uncertainties and assumptions, the forward-looking events might not occur and our actual results could differ materially from those anticipated in these forward-looking statements.*



# Agenda

- I Company Profile**
- II 2025 Q3 Financial Results**
- III Q&A**

# About Azion



Establish  
**1991**

IPO  
**2002**

Capitals  
**466M**

Total Employee  
**138**

**Azion Group**

Azion International  
Corporation

Jetit Corporation

Peace Systems  
Integration Co. Ltd.

2024 Revenue  
**754M**

2025 Q1 Revenue  
**583M**

**Business** : Integrated Service and Solutions, Financial Applications, Strategic Business

**Customer** : Financial, Government and Public sector, Telecom and other Enterprises.

# Product, Service and Solution



## Product and Service



Microsoft  
Partner



**HITACHI**  
Inspire the Next



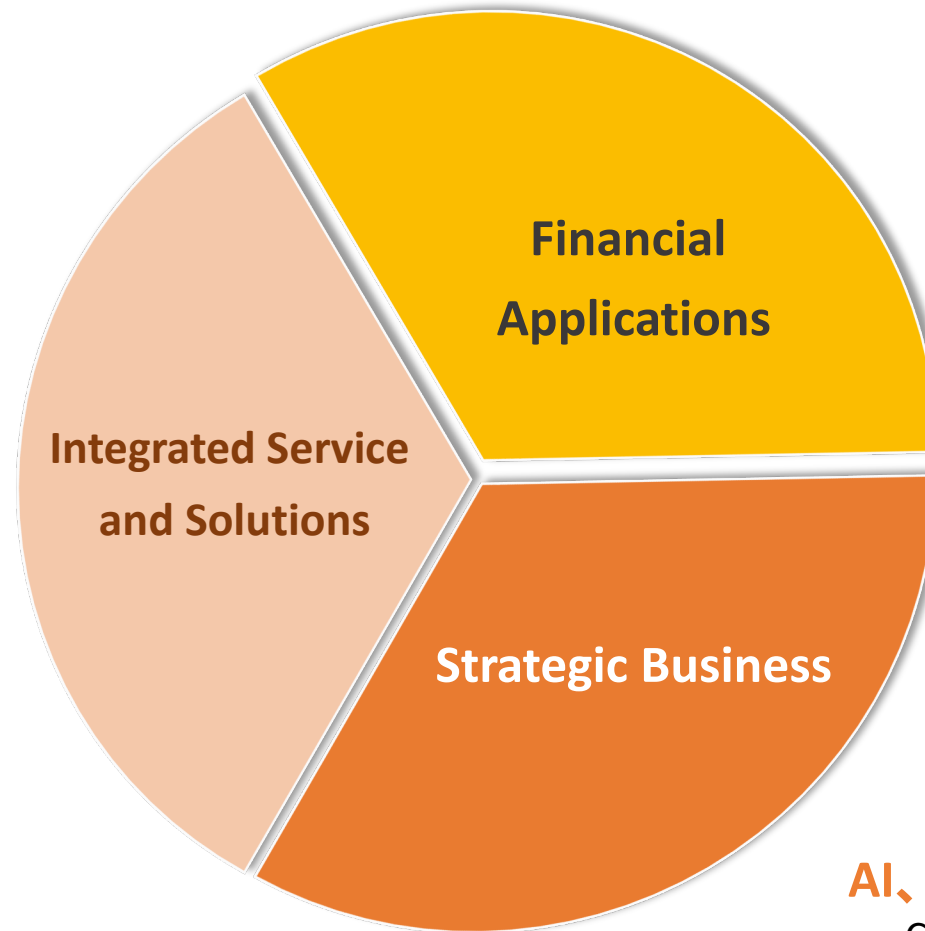
## Maintenance Service

## Solutions

ICT System Integration Service

Networking, Security, Disaster recovery, Call center solutions

Storage equipment planning, construction and maintenance



e-Loan system

Integrated debt  
management platform

## AI, Cloud and Big Data Solutions

Cybersecurity-Related applications

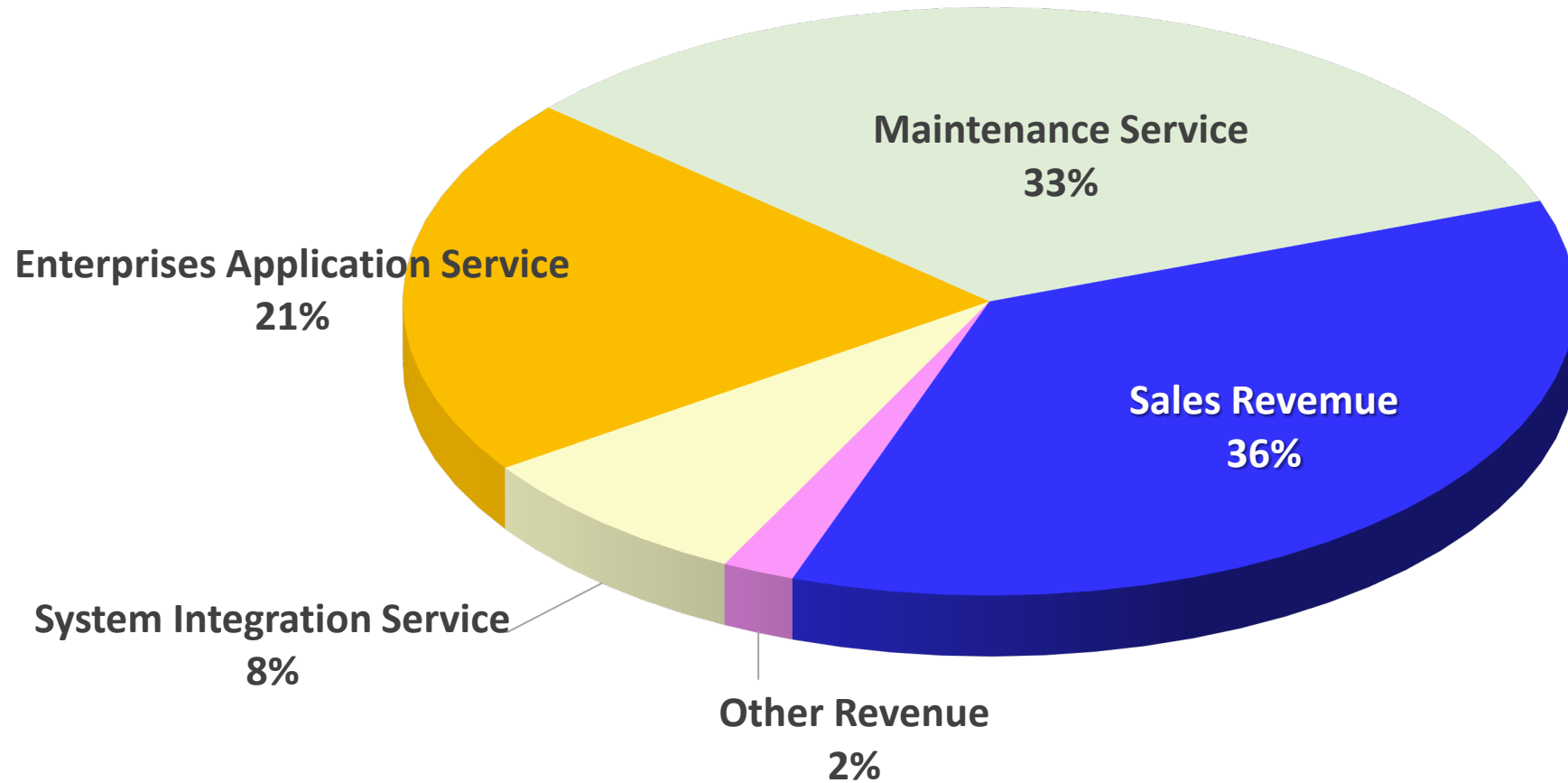
Gufonet : Enterprise Search Engine

Vaidio : AI video analytic system



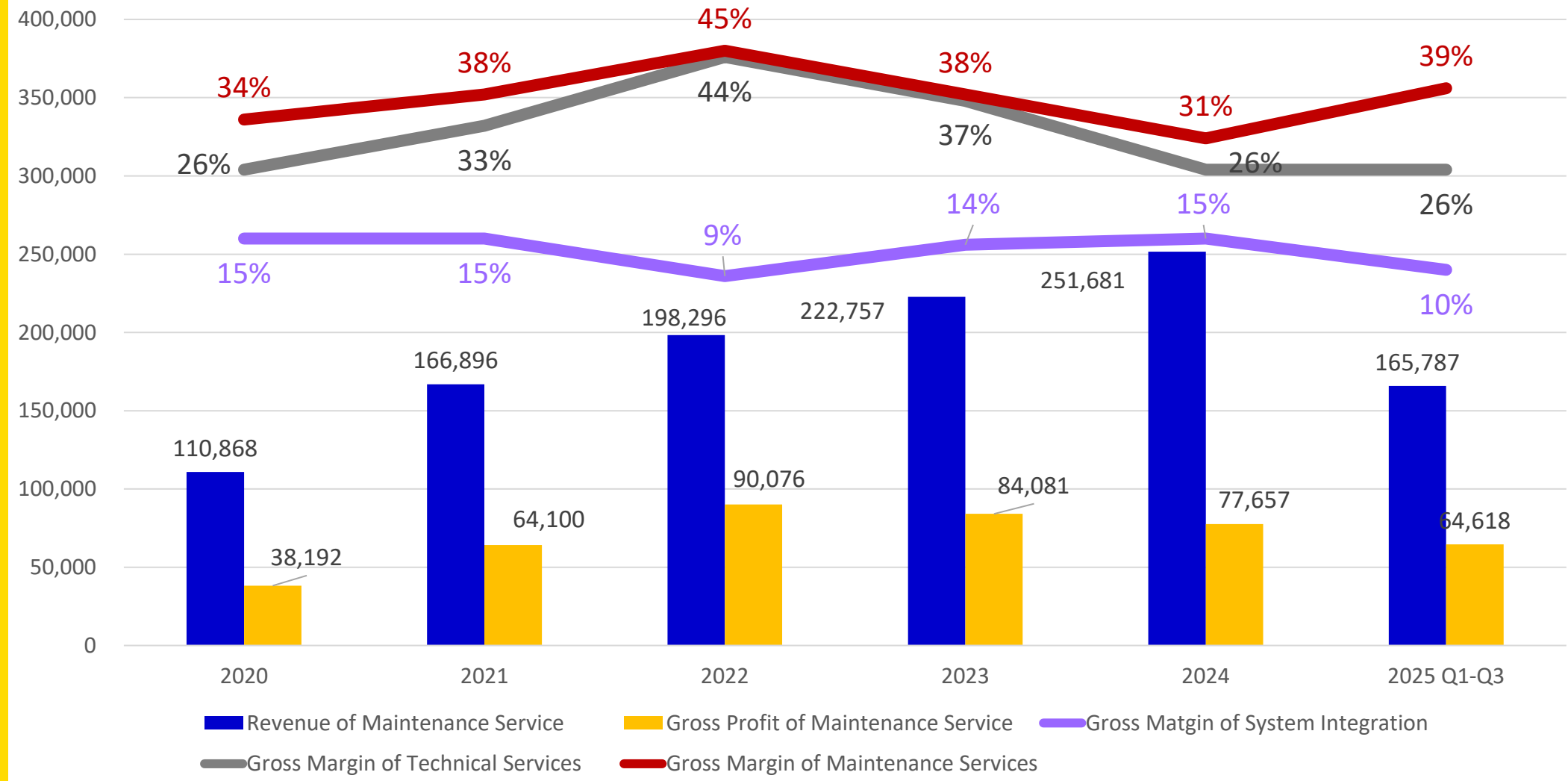
# **2025 Q3 Financial Results**

# 2025 Q3 Revenue Breakdown



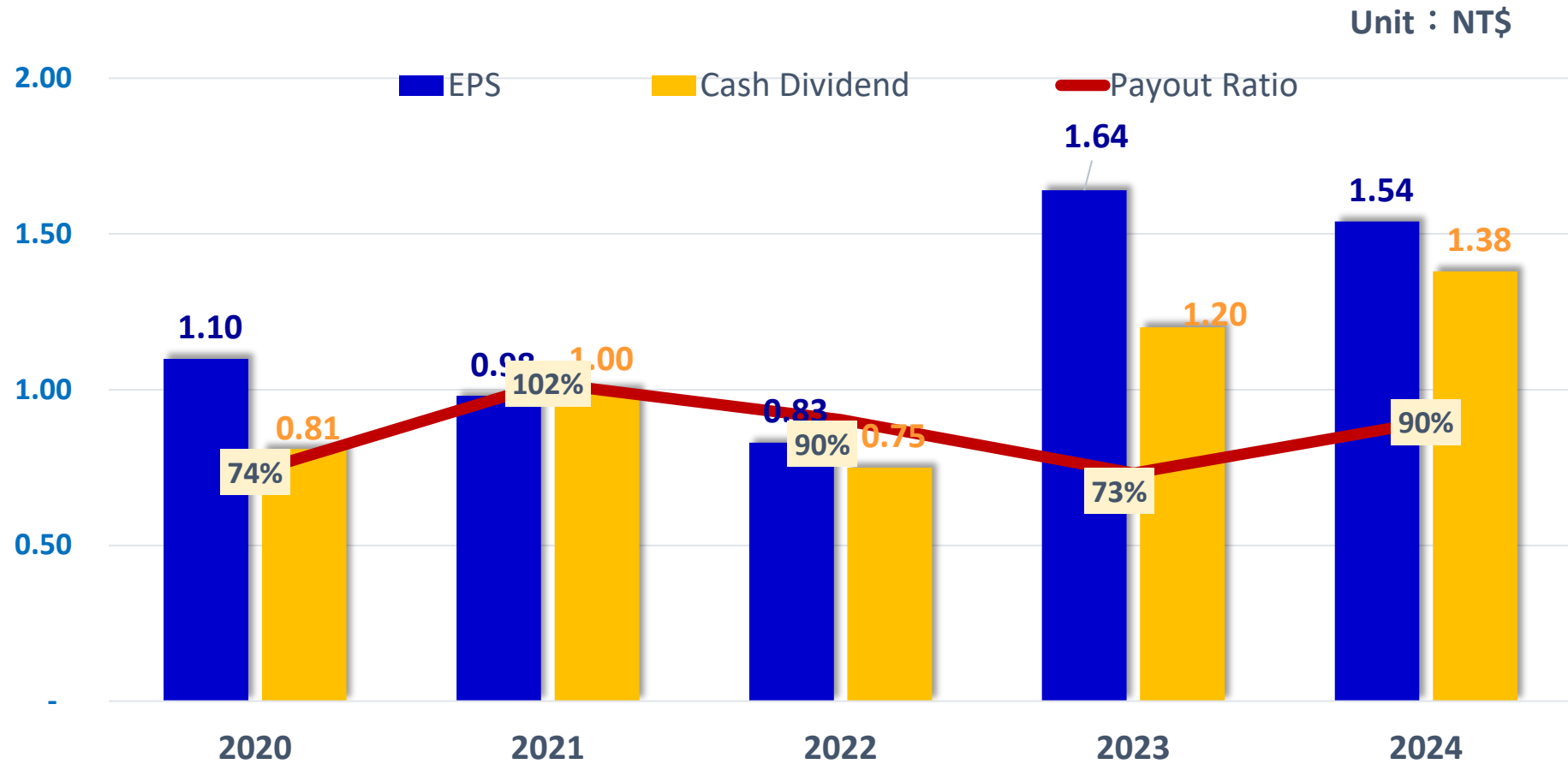


# Profitability of Maintenance Service





# 2020-2024 EPS & Dividend Payout Ratio



# Condensed Consolidated Income Statement



	2025 Q3		2024 Q3		YOY
	Amounts	%	Amounts	%	%
Operating Revenue	582,967	100%	531,316	100%	10%
Gross Profit	133,794	23%	122,653	23%	9%
Net Operating Income	30,648	5%	37,551	7%	-18%
Profit before Tax	41,362	7%	65,701	12%	-37%
Net Profit	33,507	6%	56,004	11%	-40%
EPS	0.72		1.20		

# Condensed Consolidated Balance Sheet



Accounting Title	2025.09.30		2024.12.31	
	Amount	%	Amount	%
Cash and cash equivalents	301,298	24%	346,536	30%
Notes and Accounts receivable	180,481	14%	215,713	18%
Lease payments receivable	445,966	35%	357,127	31%
Inventories	64,557	5%	33,370	3%
Other assets	265,333	21%	217,745	19%
Total assets	1,257,635	100%	1,170,491	100%
Current and Non-current borrowings	238,168	19%	208,726	18%
Accounts payable	159,927	13%	110,873	9%
Other liabilities	283,990	23%	244,536	21%
Total liabilities	682,085	54%	564,135	48%
Total equity	575,550	46%	606,356	52%





ISO/IEC 27001:2013 Certified  
CNS 27001:2014 Certified

通過ISO27001  
資訊安全驗證

# Thanks for listening

